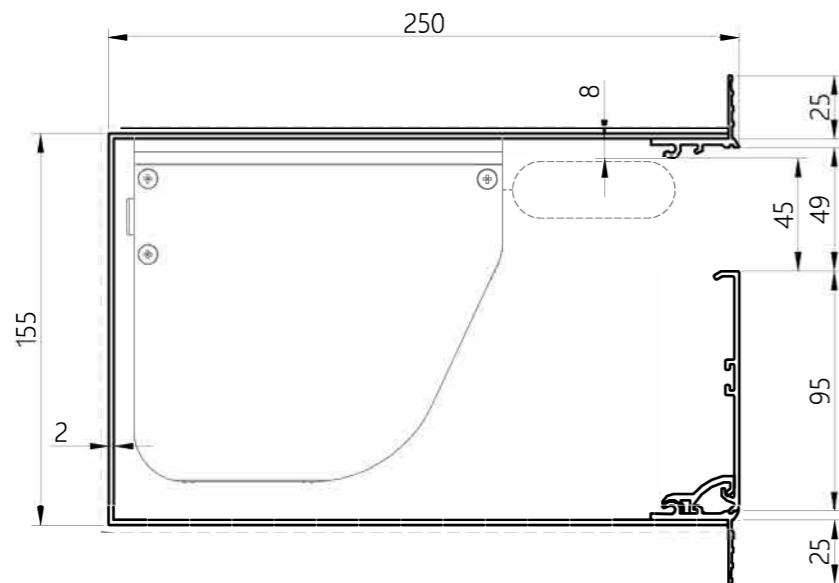
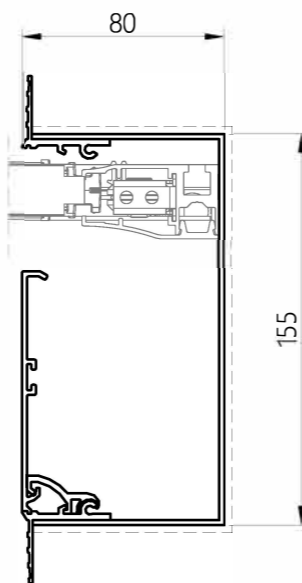


Blindspace® C155x250SS
Athena electric roof blinds > 3000mm

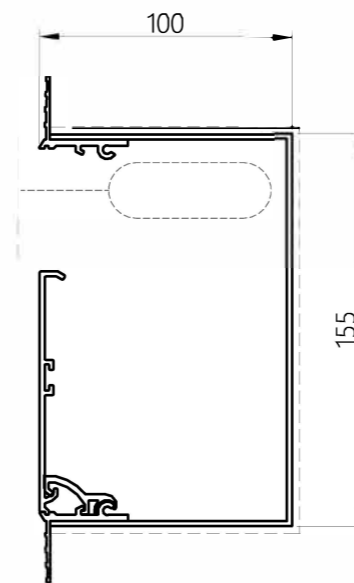
HEAD BOX C155x250SS



SIDE BOX C155x80SS (OPTIONAL)



HEM BAR BOX C155x100SS (OPTIONAL)



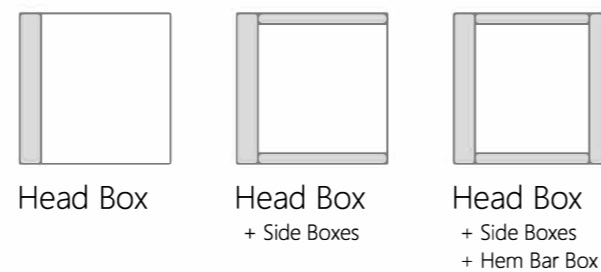
1:3 scale

Product	Blindspace C155x250SS, C155x100SS, C155x80SS
Description	Recessed box with optional flanges and hinged cover to conceal blinds flush with ceiling finished surface.
Blind sizes	Please see size chart and supplier details for blind sizes such as max. width, height and area.
Finishes	Provided in RAL 9016 (white) Optional powder coating to other RAL colours available.
Material	Powder Coated Aluminium, Back Box EN AW-1050A, Front Corners and Cover EN 6063 T6
Optional accessories	End cap Splice pin (to align boxes) Splice plate (to align covers) Chain guide (for manual blinds) Covers in various widths
Box length	3000mm Cut to size for shorter lengths. Spliced together for longer lengths.
Installation	Boxes to be fixed with countersunk screws every 200mm through back (and both flanges when available) into appropriate backing. Scrim tape to be used on flanges. Finished plaster level to be flush with cover. Allow 3mm recess space for ease of installation, shown in dash line around boxes
Print date	2022/11/07
Page size	ISO A3 420x297
Print file	blindspace c155x250ss with guthrie douglas tess 660l roof tensioned roller blind with zsc.dwg

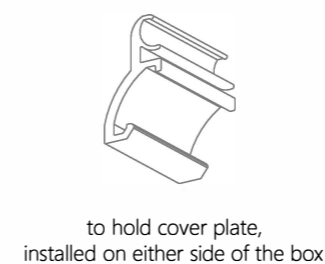
PRODUCT REFERENCE

C155x250SS
SERIES SIZE CORNERS

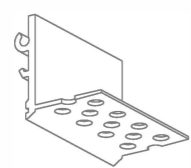
CONCEALMENT CONFIGURATION OPTIONS



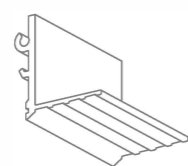
COVER HINGE



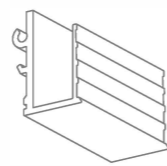
FRONT CORNERS VARIATIONS



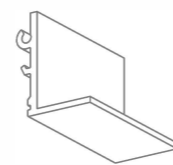
P- Perforated Flange



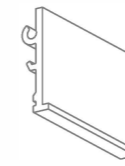
S- Skim Coat Flange



U- Upstand Flange



V- Visible Flange



N- No Flange